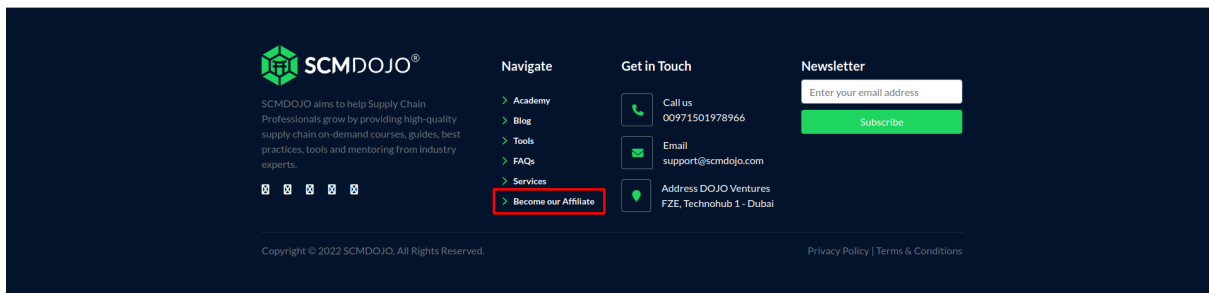


Affiliate User Guide


Step 1: Go to “**Become our Affiliate**” Page.




Step 2: Register as new Affiliate.

The screenshot shows the registration form for a new affiliate account on the SCMDOJO website. The form is titled 'Register New Affiliate Account:' and includes the following fields: First Name, Last Name, Username, Email Address, Password, How will you promote us?, and How did you hear about us?. There is a checkbox for 'I have read and agree to the Affiliate Terms and Privacy Policy.' and a green 'Submit Application' button at the bottom.

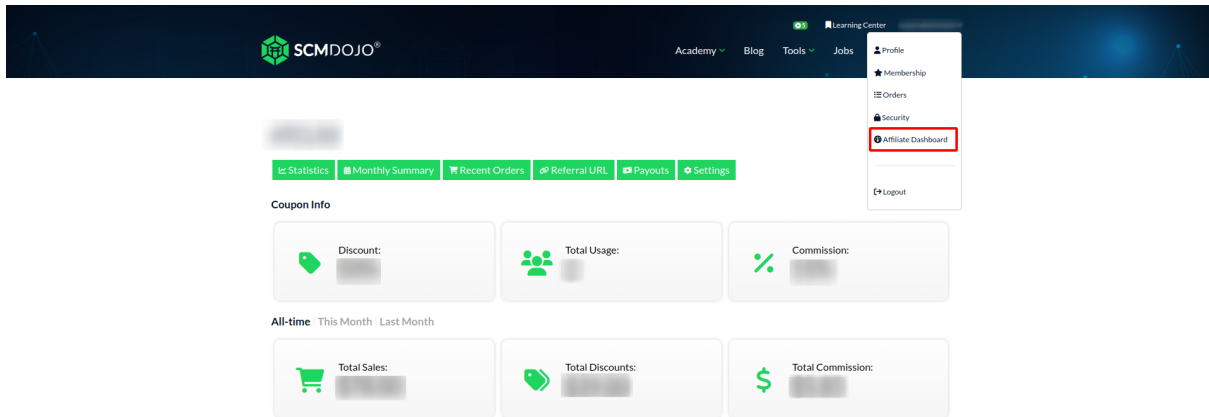
Step 3: You'll receive an email once your request is submitted.



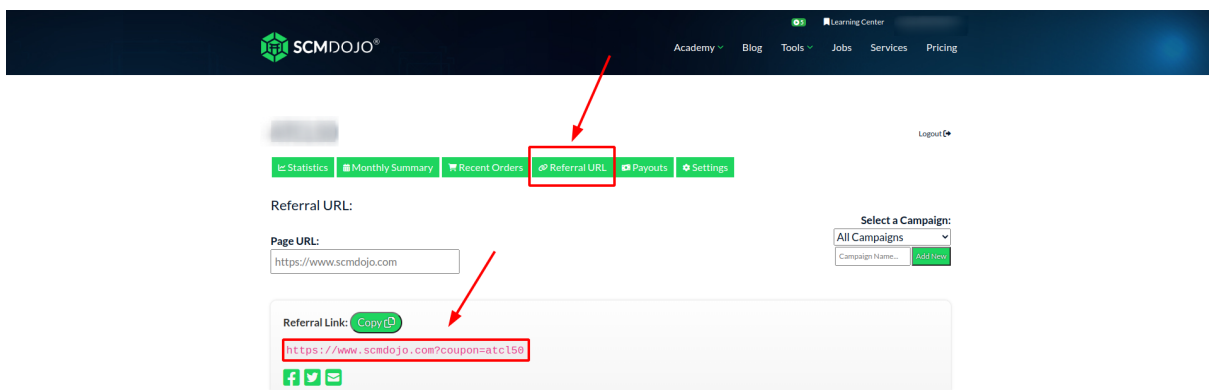
Step 4: You'll receive an email once your request is approved.



Step 5: Go to “**Affiliate Dashboard**” to see your coupons and commissions.



Step 6: Go to “**Referral URL**” tab where you can see and copy your referral URL.



Note: You can earn commission by using this referral URL.

Step 7: Affiliates can track their commission earned via their coupons, request payouts for the commission they have earned, and view their payout history.

couponentest 

Statistics

Monthly Summary

Recent Orders

Referral URL

Payouts

Settings

Unpaid Commission: £387.24

Payout Method: Stripe Payouts

 Upload Invoice

PDF files accepted. Max file size 200kb.

Request Payout

Pending Payments: £0.00

You don't have any pending commission payments.

Completed Payments:

ID	Amount	Method	Status	Date Requested	Date Paid	Files
208	£159.87	PayPal Payouts 	Paid	30th Sep 2021 (5:06pm)	30th Sep 2021 (9:24pm)	 Statement